


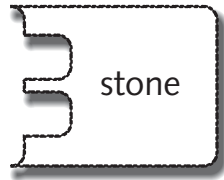




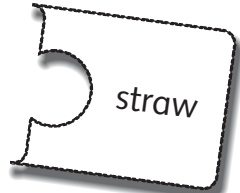



Geography - Houses, materials and environments

1 Match the puzzle pieces.






1  2   

3   

4  



5 

2 Complete the sentences.



1  2  3  4  5 

This tent is made of cloth. This cabin is made of _____. This castle is made of _____. This house is made of _____. This hut is made of _____.

3 Match the houses to the weather conditions.

1  It snows a lot. 3 

It is very hot. It doesn't rain very much.

2  It is very cold. 4 

Subject: Geography

House: materials and environments

Objective: Houses: materials and environments

Vocabulary: *tent, cabin, castle, hut, house, cloth, wood, stone, brick, straw*

Introduction

By observing which materials are used for building houses we can gain information about the materials that are available in an area and the climate conditions. For example, houses in areas where there are a lot of forests are often made of wood and houses in areas where it rains a lot usually have sloping roofs rather than flat roofs. Encourage the pupils to talk about the style of buildings and the building materials in their area.

Warm up

- Ask the pupils to call out the names of materials that are used for building houses. They may do this in L1. Supply the language and write the words on the board, for example: *brick, stone, clay, wood, straw, metal, glass, cloth, cement, concrete*, etc.
- Ask the pupils to think about the materials that have been used to build the school and say which ones.

Activity 1

- Pupils match the pictures to the words.
- Correct the activity by asking the pupils to exchange books with their classmate and correct each other's work.

Answer key 1-straw; 2-wood; 3-cloth; 4-stone; 5-brick

Activity 2

- Pupils complete the sentences using the words in the puzzle pieces.

Answer key 1-cloth; 2-wood; 3-stone; 4-brick; 5-straw

Activity 3

- Pupils match the houses to the weather conditions.

Answer key 1-It doesn't rain very much; 2-It snows a lot; 3-It is very hot; 4-It is very cold

Project ideas

- Explain to the class that some architects are now designing houses using recycled materials. Divide the class into pairs. Pupils collect recycled materials and build model houses. They can choose their design. Hold an exhibition of the houses.
- Give the pupils a list of building materials. They walk around the school and tick off the materials that have been used to build their school.