

# FROM ICON TO TRENTO



Prof.ssa Perini Valentina  
CLIL Module 2023/24





# WHY AM I HERE?

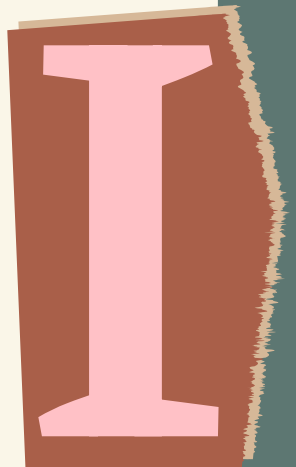
I have worked in several museums in Trentino, and I would like to share part of my experience with you.





# TASK 1: WHAT DOES THE ACRONYM CLIL STAND FOR?

Take your phone and  
scan this QR code





# THE 4 Cs



Content: subject content, active knowledge



Communication: written and oral, «learn to use language and use language to learn» (Coyle), meaningful interaction



Cognition: promotes active thinking



Culture: promotes cultural and intercultural awareness



The slide features a decorative border with various cultural figures and artifacts. At the top left is a woman in a blue headscarf. At the top center is a classical bust of a man. At the top right is a woman with dark hair. On the right side is a classical bust of a woman. At the bottom left is a green Buddha head. At the bottom center is a classical bust of a woman. At the bottom right is a woman in a blue and orange striped headscarf. In the bottom right corner, there is a white mask with a green smile.

# LESSON OBJECTIVES

- ★ **Be aware of** the Museum definition and meaning.
- ★ **Explore** ICOM.
- ★ **Discover** and **explore** a local museum.
- ★ **Reflect on** the role of the museum in the society.  
(Does a museum truly **foster diversity**? Does a museum offer **experiences for education, enjoyment, reflection and knowledge sharing**?)
- ★ **Go beyond** prejudices and stereotypes.



# LESSON RULES

My goal is to make you the protagonists of your learning, so during these lessons, you will be the ones speaking.

Remember, don't worry about **ACCURACY**; what's important is **FLUENCY**.


## TTT is less STT is more

Teacher talking time (TTT) is the time that teachers spend talking in class, while student talking time (STT) is the time the students spend talking in the class

# TASK 2: CAN YOU TELL ME WHAT IS A MUSEUM?




Take your phone and scan this QR code





**MUSEUM: AN OFFICIAL  
DEFINITION**



Museums have no **borders**,  
they have a network

[Website](#)



# TASK 3: DISCOVERING ICOM

Take your phone and  
scan this QR code



ICOM  
international  
council  
of museums

# TABLE OF

# ACTIVITIES



01. Icebreaker activity



02. Brainstorming



03. Reading, writing and  
speaking

04. Working group



05. Contest



06. Exit ticket





# TASK 1: ICEBREAKER ACTIVITY

Your experience!

Take your phone and  
scan this QR code



# TASK 2: HYPOTHETICAL SITUATION




We are on an educational trip in **Trento**, and we have an hour available. I suggest visiting the **Diocesan Museum**. What would be your first reaction?



# TASK 2: BRAINSTORMING

If I say Diocesan Museum, what comes in your mind?



# **TASK 3: READING, WRITING, AND SPEAKING**

What is the most effective tool for breaking down prejudices?





# LET'S GO GET TO KNOW THE TRIDENTINE DIOCESAN MUSEUM!




## 4 LOCATIONS



The Tridentine Diocesan  
Museum - Trento



The Torre di Piazza



Early Christian Basilica of  
Saint Vigilius



Villa Lagarina



# LET'S DIVIDE INTO 4 GROUPS TO BOOST YOUR UNDERSTANDING!

- ★ **Task:** Complete exercises and explain the location.
- ★ **Group Assignment:** Each group will focus on one location.
- ★ **Image Search:** Find 2+ pictures online, upload to Padlet.
- ★ **Be ready** to explain images to class. Use information from text and exercises.





# 4 EXHIBITIONS - 4 TITLES

Write down these 4 titles

**BROTHERS AND  
SISTERS**

**RE-VELATION**

**The Invention of a  
Guilty Party**

**Terra Mala:  
Journey into  
the Land of Fires**

# GUESS THE TOPIC!

Please observe the works presented in the following slides and try to guess the theme

1

**Prison  
conditions**

3

**Environment and  
pollution**

2


**Use of the veil**

4

**Fake news**



# BROTHERS AND SISTERS





# Terra Mala: Journey into the Land of Fires








**The Invention of a  
Guilty Party: the  
case of little Simone**




# RE-VELATION



## TASK 4: CONTEST





- ★ Divide into 4 groups.
- ★ Carefully read the descriptions of the 4 exhibitions.
- ★ Answer the questions in the questionnaire that will guide you in choosing your favorite exhibition.
- ★ Once chosen, present to the class the reasons that led you to choose that specific exhibition.



# EXIT TICKET







**THANK YOU FOR YOUR ATTENTION!**

